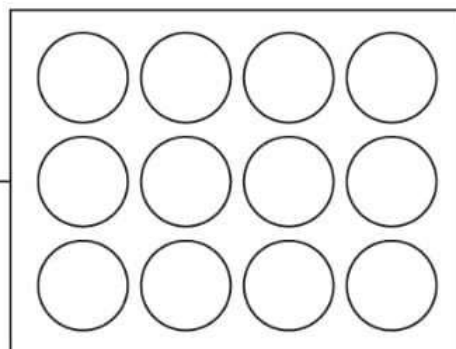
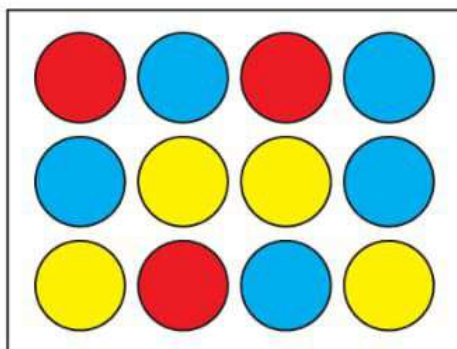
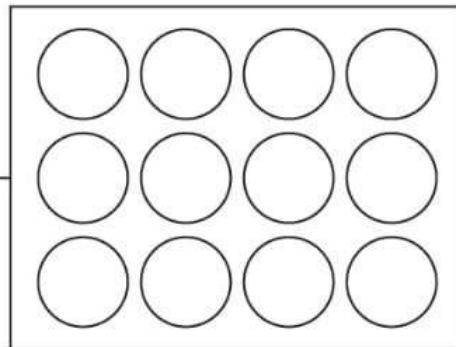
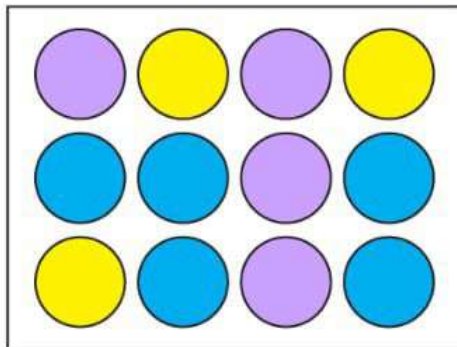
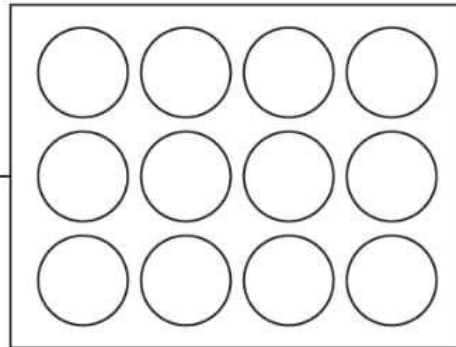
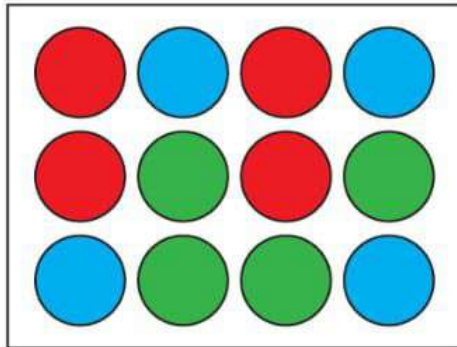
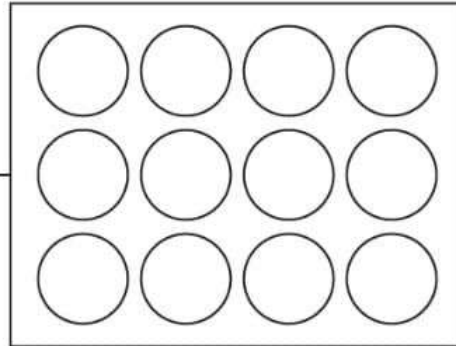
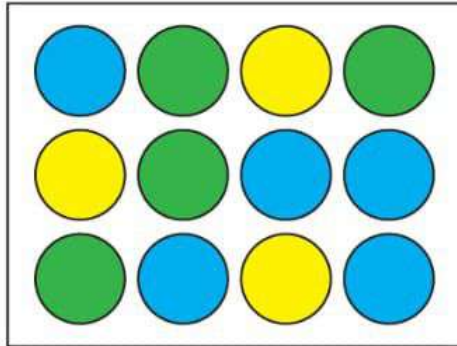



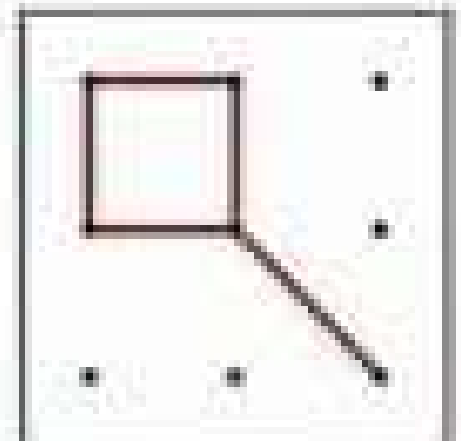

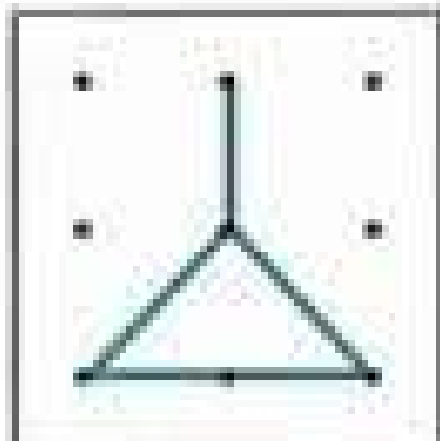


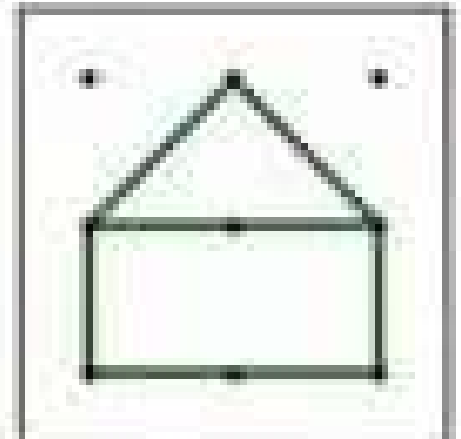




Name: _____

Date: _____

VISUAL PERCEPTION

Look at the colored circles in left group. Then, cover up the left group and color the circles you remember in the right group.







FIND AND CIRCLE 2 GROUPS OF OBJECTS



↓



What's missing?




What's missing?



WRITE THE OPPOSITES.

1. BIG



2. RUN





3. LIGHT



fever™



4. ON



5. WHITE







Name: _____


Date: _____

Compare the symbols on the left and right, and circle the different parts.



Attention & Concentration Exercise

How many each shapes appear in the given picture?



Circle Star Triangel


Square Dimond



Name: _____

Date: _____

1st paragraph: $\triangle \rightarrow \triangle$ 2nd paragraph: $\diamond \rightarrow \diamond$
 3rd paragraph: Same as 1st paragraph. 4th paragraph: Same as 2nd paragraph.
 Mark the mark while switching alternately.









Name: _____




Look and Find

Look carefully at the picture. Find and color each item below. Then, write how many of each item you find.

















































	
	
	

DOKRESLI PODLE VZORU

Copy The Lines



Name _____ Date _____

 tuktukdesign


 tuktukdesign

 tuktukdesign

 tuktukdesignicons

Visual Perception

Circle



 For more worksheets please visit TukTuk Design, please share this page & support other kids.

Support
with 
paypal.me/wilsonjosephweb

www.tuktukdesign

TukTuk Design ©. All Rights Reserved.


 Buy me a coffee
www.buymeacoffee.com/wilsonjoseph

Created by Wilson Joseph - www.wilsonjoseph.com  Kids Nex - www.kidsex.com  Maths Crunch - www.mathscrunch.info

LABYRINTH



Find your way through the maze by following the  !










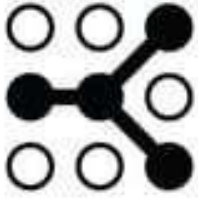

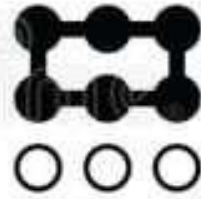









Name _____

Date _____

Visual Perception

Copy the pattern





Name _____ Date _____

f tuktukdesign

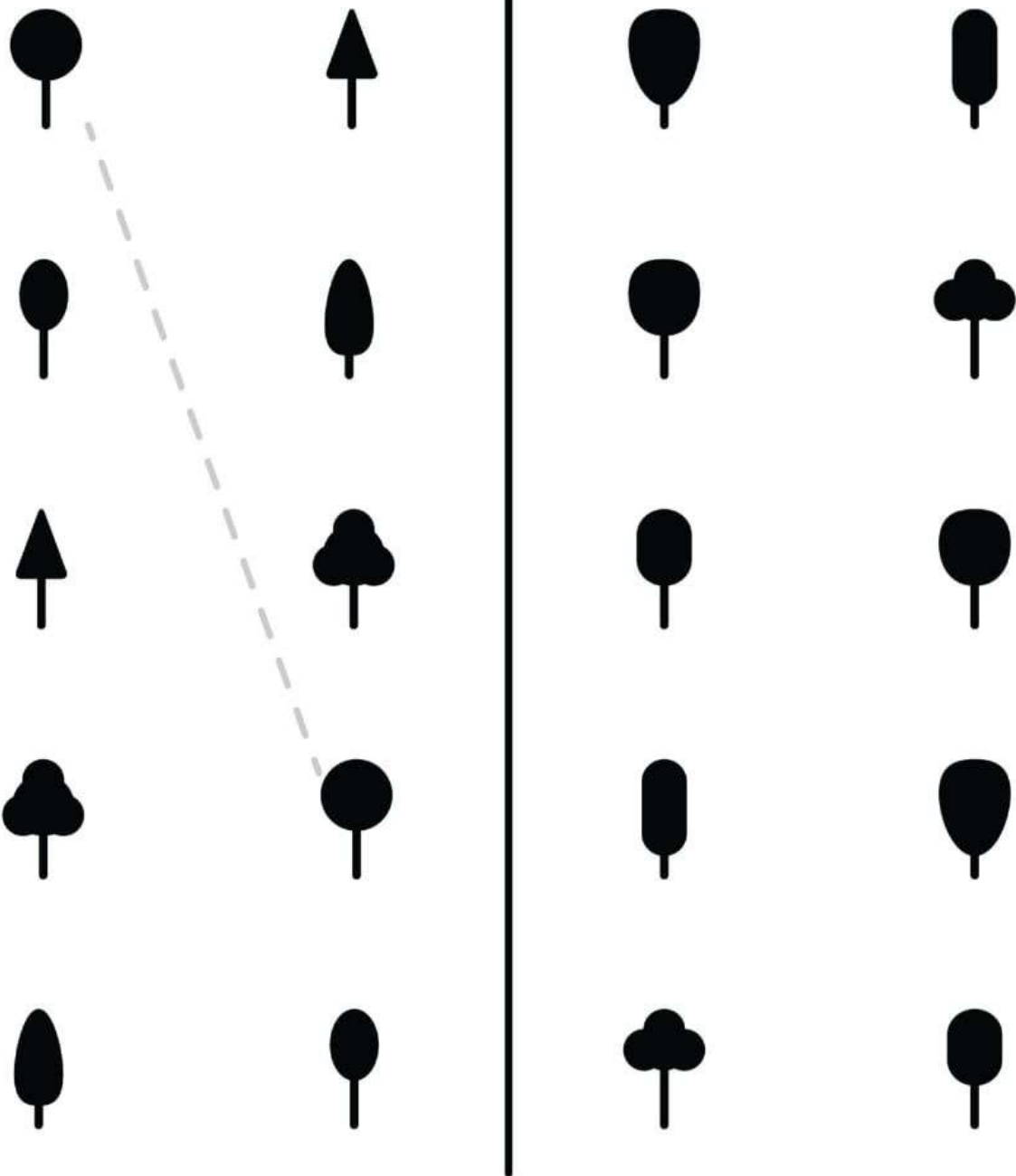
t tuktukdesign

p tuktukdesign

i tuktukdesignicons

Visual Perception

Draw a line and match the tree shapes























Name: _____

Date: _____

VISUAL PERCEPTUAL


Copy the Pattern





Use of This or That - English Worksheet for Class 1


Subject: English This or That


Complete the sentences using 'this' or 'that' in the blanks.


1. _____ is a small plant  _____ is a

big tree. 

2. Who is going to _____ bus? 

3. My mother gave me _____ Pencil. 

4. _____ kite is flying very high. 

5. _____ lunch box looks good. 

6. Who lives in _____ house? 